



FOLDING OUTSWING DOOR

NOW THE DEFINITION OF
INSIDE OR OUTSIDE IS SIMPLY
YOUR POINT OF VIEW.

Andersen® Folding Outswing Doors bring the outside in and the inside out.

Construction

The standard construction of the outswing folding patio door is an aluminum clad exterior with a rich wood interior. The aluminum cladding comes in 50 color options and has an AAMA 2605 finish on the panel and frame. There are seven standard wood species to choose from. A wood exterior panel and frame construction is also available as a special request product.


Design Criteria

To allow for proper performance and operation, verify the structural integrity of the header such that the maximum deflection with live and dead loads is limited to the lesser of $L/750$ of the span and $\frac{1}{4}$ ". The maximum weight per panel with Low-E4®, SmartSun™ or Sun glass is 200 lbs. per panel. Weights using alternate glazings will need to be provided by Andersen.

Features

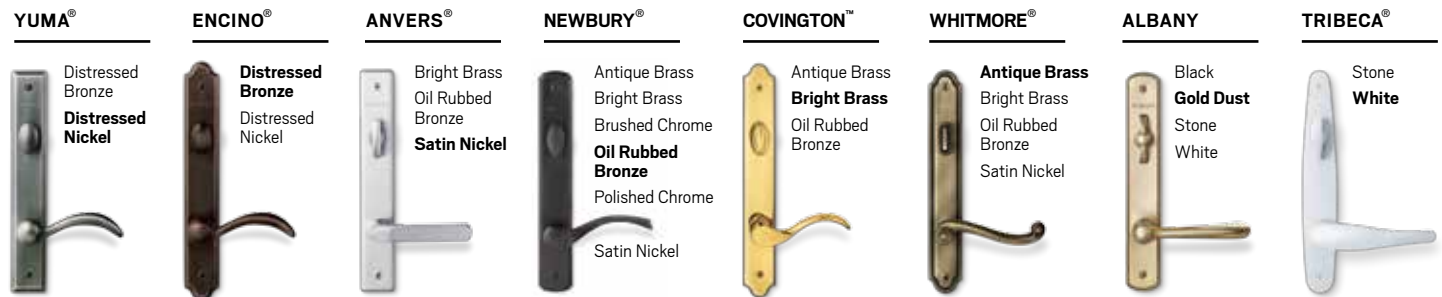
- Built to fit openings up to 48 feet wide by 10 feet tall
- Top hung system allows for easy operation
- High-performance Low-E4® glass means energy performance
- 50 Exterior aluminum clad colors* and seven wood species
- Multi-point locking
- Traditional or contemporary panel styles
- Optional retractable insect screen**
- Choice of many hardware styles and finishes
- DP50 water performance upgrade with the Standard sill option

Hardware Finishes



* Distressed Bronze and Oil Rubbed Bronze are "living" finishes that will change with time and use.

Hardware Styles



* AAMA 2605 finish standard on the frame and panel components.

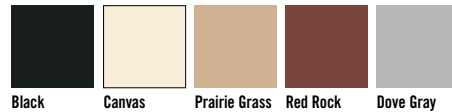
** Architectural Folding Outswing patio door insect screens are available for purchase through an authorized Andersen dealer. These insect screens are supplied by Centor Architectural, an award winning manufacturer of folding patio door insect screen systems.

*** Performance Rating: Class SP-PG30 Size Tested 159 x 119 in, for a door with standard sill. DP = +30psf/-30psf


Water penetration test pressure = 7.5 psf, for a door with optional High Performance sill. Doors with other sill options are not rated.

"Andersen" and all other marks where denoted are trademarks of Andersen Corporation. ©2015 Andersen Corporation. All rights reserved. MS1509_0842


11 Exterior Colors — Also available in 50 E-Series colors



Wood Species



Painted Interiors



Printing limitations prevent exact duplication of exterior colors and wood species, please see actual samples.

† Actual wood is Sapele, also known as African mahogany, a non endangered hardwood with color and characteristics similar to American mahoganies.

Three sill options



Standard
(PG30*** rated)



Low Profile



Flush Track

WINDOWS • DOORS
Andersen® 

For help finding an Andersen product or dealer near you, please call us at 877.577.7655 or visit andersenwindows.com.